



Homework Guide

Review reading and spelling **multisyllabic words** with your child during the next 3 weeks.

Please refer to the directions for the multisyllabic spelling procedure in the letter.

Follow These 5 Steps:

1. Dictate the word and have your child echo the word.
2. Have your child tap out the sounds in one syllable words. Do not tap trick words (in bold).
3. Have your child name each syllable in two syllable words. Then name and write the first syllable, and name and write the second syllable.
4. Have your child tell you the letters that go with those sounds.
5. Write the letters.

WEEK 2

Dictate the words and sentence to your child following the 4 steps listed above.

On Monday Dictate	Review Words	→	shellfish	tiptop	sunfish
On Tuesday Dictate	Current Words	→	cupcake	inside	fireman
On Wednesday Dictate	Trick Words	→	been	own	want
On Thursday Dictate	Sentence	→	Did Brad get the little sunfish?		



Do the "Match Syllables" Activity

Have your child read the syllables on each side of the box. Draw a line to connect the syllables to form real words.

sun	cake
lap	rise
cup	top

pic	ball
mis	nic
soft	take

sun	ic
ath	lete
top	shine

dis	ment
pave	side
in	like

Have your child write the words above and read the words.

Name: _____

Date: _____

Writing Grid for Word and Sentence Homework

Review Words

1 2

3

Current Words

1 2

Trick Words

3 1

2 3

Sentence

1

Read the passage. Then answer each question.

SUN, STARS AND MOON


In the sky, you can see the sun, stars, and the moon.

The sun is up during the day. It is very hot. The sun gives us light and heat. Plants need the sun to grow.

We can see the stars at night. They give off light and heat, like the sun. That is because the sun is a star, too! There are more stars than we can count.

Some people see shapes in the stars. A group of stars that make a shape is called a constellation. Have you ever seen the Big Dipper? That is a constellation!

The moon is out at night. Sometimes we can still see it during the day! It does not give off light and heat.



Answer each question:

1. What is this passage about?
2. How are the sun and the stars the same?
3. What is a *constellation*? Highlight the words that helped you.
4. How is the moon different than the sun and the stars?
5. Do you know any other facts about the sun, stars, or moon? Write what you know.

Spelling List – Wilson Unit 12 Week 2

1. reptile
2. include
3. springtime
4. baseball
5. invent
6. flagpole
7. little
8. publish
9. drifting
10. been

Sentence:

1. This is just a little mistake.
2. I have been to the dentist.

Spelling List – Wilson Unit 12 Week 2

1. reptile
2. include
3. springtime
4. baseball
5. invent
6. flagpole
7. little
8. publish
9. drifting
10. been

Sentence:

1. This is just a little mistake.
2. I have been to the dentist.

Spelling List – Wilson Unit 12 Week 2

1. reptile
2. include
3. springtime
4. baseball
5. invent
6. flagpole
7. little
8. publish
9. drifting
10. been

Sentence:

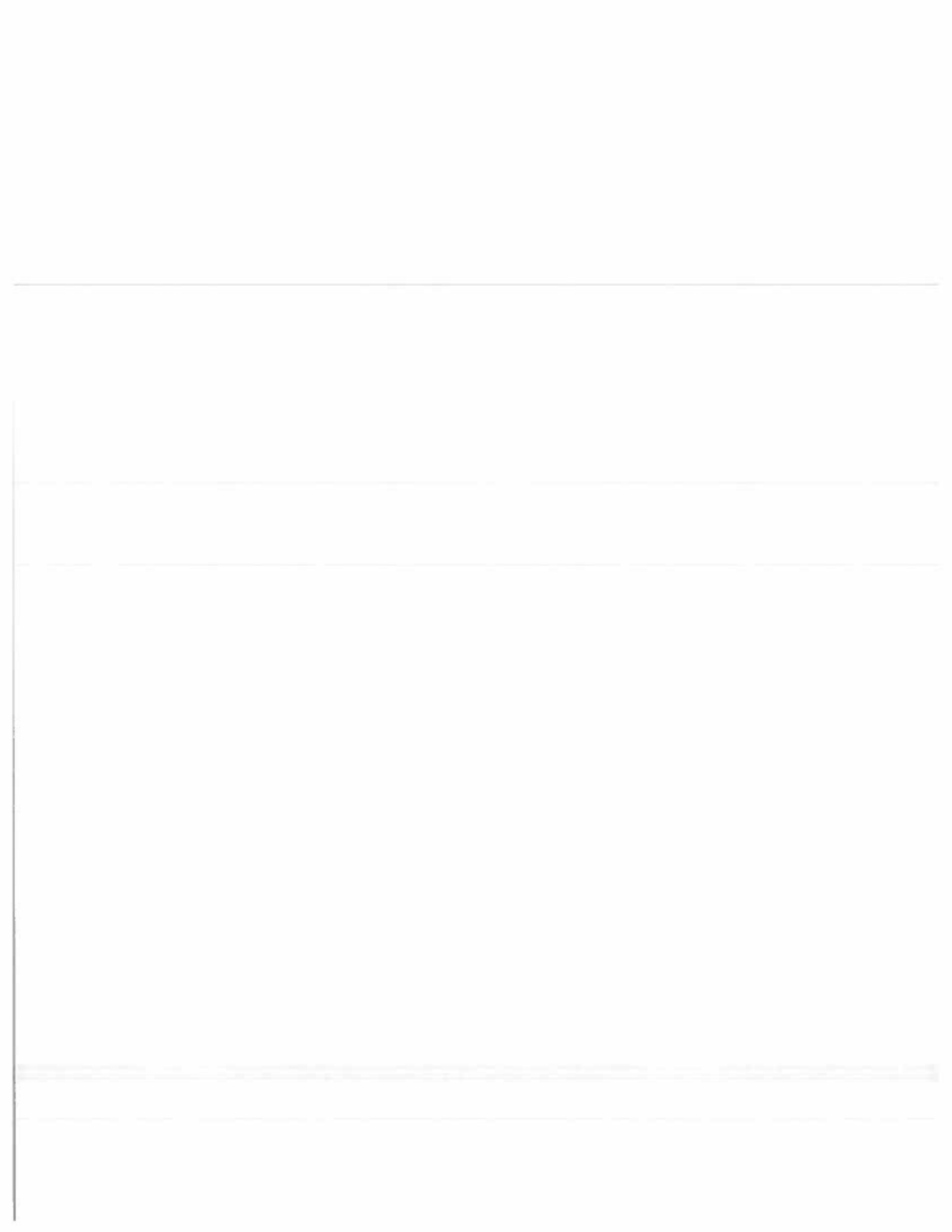
1. This is just a little mistake.
2. I have been to the dentist.

Spelling List – Wilson Unit 12 Week 2

1. reptile
2. include
3. springtime
4. baseball
5. invent
6. flagpole
7. little
8. publish
9. drifting
10. been

Sentence:

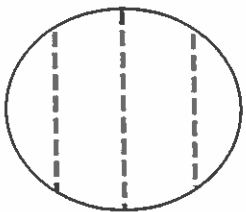
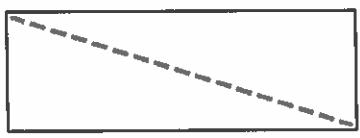
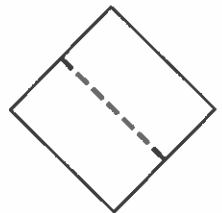
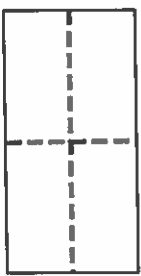
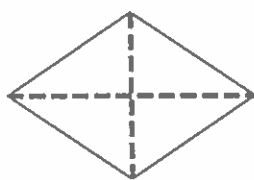
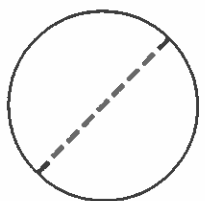


1. This is just a little mistake.
2. I have been to the dentist.



Name _____

Date _____

1. Circle the correct word(s) to tell how each shape is divided.

<p>a.</p>  <p>equal parts unequal parts</p>	<p>b.</p>  <p>equal parts unequal parts</p>
<p>c.</p>  <p>halves fourths</p>	<p>d.</p>  <p>halves quarters</p>
<p>e.</p>  <p>halves quarters</p>	<p>f.</p>  <p>fourths halves</p>
<p>g.</p>  <p>quarters halves</p>	<p>h.</p>  <p>halves fourths</p>

Name _____

Date _____

1. Label the shaded part of each picture as one half of the shape or one quarter of the shape.





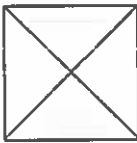
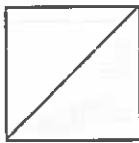
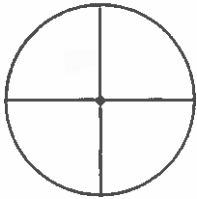
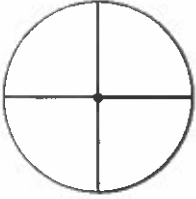
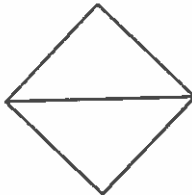
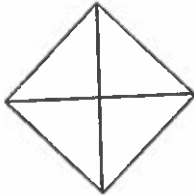
Which picture has been cut into more equal parts? _____

Which picture has larger equal parts? _____



Which picture has smaller equal parts? _____

2. Write whether the shaded part of each shape is a half or a quarter.

<p>a.</p> <div style="display: flex; justify-content: space-around;"> <div style="text-align: center;">  <p>_____</p> </div> <div style="text-align: center;">  <p>_____</p> </div> </div>	<p>b.</p> <div style="display: flex; justify-content: space-around;"> <div style="text-align: center;">  <p>_____</p> </div> <div style="text-align: center;">  <p>_____</p> </div> </div>
<p>c.</p> <div style="display: flex; justify-content: space-around;"> <div style="text-align: center;">  <p>_____</p> </div> <div style="text-align: center;">  <p>_____</p> </div> </div>	<p>d.</p> <div style="display: flex; justify-content: space-around;"> <div style="text-align: center;">  <p>_____</p> </div> <div style="text-align: center;">  <p>_____</p> </div> </div>