



Homework Guide

Review **consonant blends** with your child during the next 2 weeks.

Follow These 4 Steps:

1. Dictate the word and have your child echo the word.
2. Have your child tap out the sounds. This is extremely important. Each sound must be tapped on a

different finger. The word **“stop”** will have four taps. Do not tap trick words (in bold).

3. Have your child tell you the letters that go with those sounds.
4. Have your child write the letters. Remember, it is helpful if you say the letters as your child writes.

WEEK 2

Dictate the words and sentence to your child following the 4 steps listed above.

On Monday Dictate	Review Words	→	just	grass	swim
On Tuesday Dictate	Current Words	→	clams	bench	shrubs
On Wednesday Dictate	Trick Words	→	over	her	number
On Thursday Dictate	Sentence	→	Bill went over to the ranch.		



Do the “Blend and Digraph Blend Detective” Activity

Have your child read the words. Underline the blends and digraph blends with two separate lines. Example: blush, shred

glad

grin

plug

trot

grab

shred

twig

bench

squish

chomp

flip

punch

munch

cross

self

The words **flip** and **shred** are Word of the Day words that were discussed in class and entered into your child’s Student Notebook. Ask your child to use the words in sentences to demonstrate meaning.

Name: _____

Date: _____

Writing Grid for Word and Sentence Homework

Review Words

1 2

3

Handwriting practice lines for Review Words. Each row consists of a solid top line, a dashed middle line, and a solid bottom line. The number of strokes for each word is indicated by a small icon and a number (1, 2, or 3) on the left side of the line. The words are represented by simple line drawings of a cloud, an airplane, and a frog.

Current Words

1 2

Handwriting practice lines for Current Words. Each row consists of a solid top line, a dashed middle line, and a solid bottom line. The number of strokes for each word is indicated by a small icon and a number (1 or 2) on the left side of the line. The words are represented by simple line drawings of a cloud, an airplane, and a frog.

Trick Words

3 1

2 3

Handwriting practice lines for Trick Words. Each row consists of a solid top line, a dashed middle line, and a solid bottom line. The number of strokes for each word is indicated by a small icon and a number (1, 2, or 3) on the left side of the line. The words are represented by simple line drawings of a cloud, an airplane, and a frog.

Sentence

1

Handwriting practice lines for Sentence. Each row consists of a solid top line, a dashed middle line, and a solid bottom line. The number of strokes for the sentence is indicated by a small icon and a number (1) on the left side of the line. The words are represented by simple line drawings of a cloud, an airplane, and a frog.

Read the passage. Then answer each question.


MAKING COOKIES

Greg likes to help his mom make cookies. Chocolate chip cookies are his favorite. His mom likes them too.

He adds the chocolate chips to the batter. Then he stirs them in. He forms the batter into balls and places them on a baking sheet. His mom places the baking sheet into the oven.

When the cookies are in the oven, Greg licks the last bits of batter from the bowl. He can hardly wait for the cookies to be ready.

In 30 minutes the cookies are finished baking. The cookies are hot and yummy.



Answer the Questions:


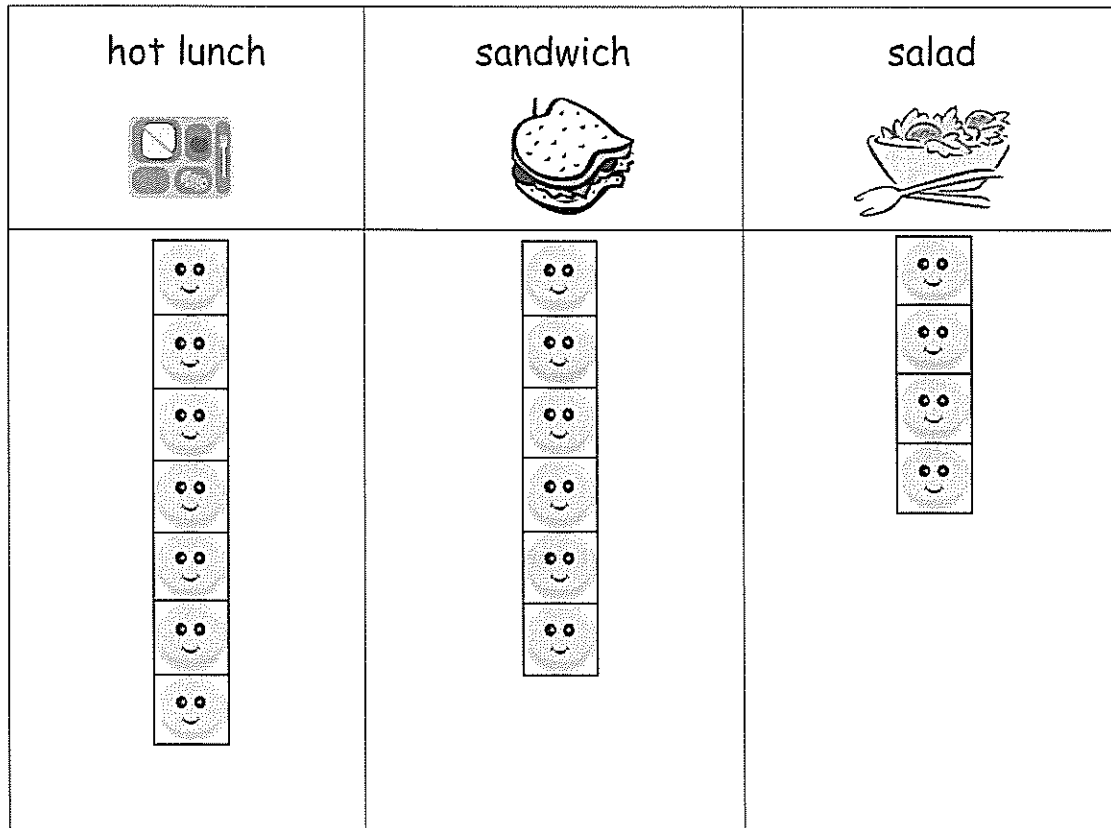
1. What kind of cookies are Greg's favorite?
2. What does he do when the chocolate chips are in the batter?
3. Where does he place the balls of batter?
4. What does he do with the bowl?

Name _____

Date _____

Use the graph to answer the questions. Fill in the blank, and write a number sentence.

School Lunch Order

 = 1 student


1. How many more hot lunch orders were there than sandwich orders?

There were _____ more hot lunch orders.

2. How many fewer salad orders were there than hot lunch orders?


There were _____ fewer salad orders.




3. If 5 more students order hot lunch, how many hot lunch orders will there be?

There will be _____ hot lunch orders.

Use the table to answer the questions. Fill in the blanks, and write a number sentence.

Favorite Type of Book

 = 5 students

fairy tales	
science books	
poetry books	

4. How many more students like fairy tales than science books?

_____ more students like fairy tales. _____

5. How many fewer students like science books than poetry books?

_____ fewer students like science books. _____

6. How many students picked fairy tales or science books in all?

_____ students picked fairy tales or science books. _____

7. How many more students would need to pick science books to have the same number of books as fairy tales?

_____ more students would need to pick science books. _____

8. If 5 more students show up late and all pick fairy tales, will this be the most popular book? Use a number sentence to show your answer.
